

Global RA Network Rheumatoid Arthritis Dashboard

The Rheumatoid Arthritis (RA) Dashboard helps patients and other stakeholders understand the facts about the disease and the gaps in the delivery of RA care and treatment in Ireland.



Ireland

General health information



Total population **4.76 million¹**



Annual health expenditure **€ 23.8 billion³**



Life expectancy men **79.6 years²**



Obesity (% of population) **23%⁴**



Life expectancy women **83.4 years²**



Smokers (% of population) **23%⁵**

Arthritis in Ireland

Total people living with arthritis **1 million⁶**

Women **Unreported**

Men **Unreported**

Frequency (per 1,000 persons per year) **Unreported**

Estimated people living with arthritis in 2040 **Unreported**

Arthritis cost to society (health care costs and loss to economy) **Unreported**

RA in Ireland

Total people living with RA **23,839⁷**

Women **Unreported**

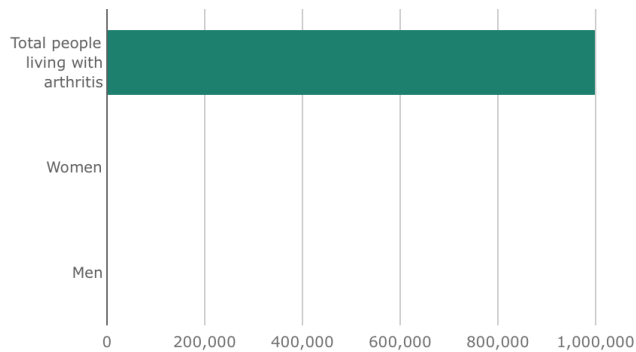
Men **Unreported**

Frequency (per 1,000 persons per year) **0.386⁸**

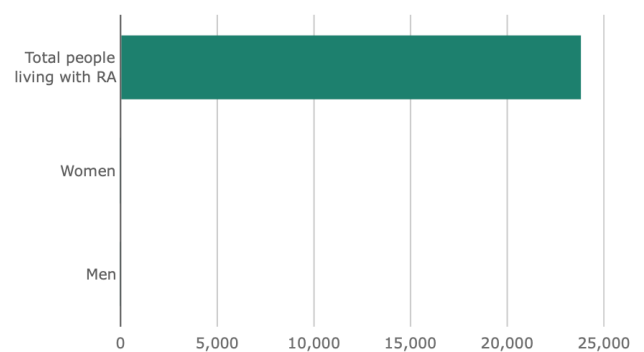
Estimated people living with RA in 2040 **Unreported**

RA cost to society (health care costs and loss to economy) **Over 20,000 euros per patient per year⁹**





Arthritis in Ireland



RA in Ireland



Models of Rheumatoid Arthritis care

-  Standardized model of care **Unreported**
-  Number of rheumatologists **0.375⁹** per 75,000 population
-  Time to RA diagnosis after experiencing first symptoms **Unreported**
(% of patients within 1 month)
-  RA patient wait time for first rheumatologist visit **Unreported**
(% of patients longer than 3 months)

Barriers to virtual care

-  **Lack of digital skills**
-  **Access to internet**
-  **Cost of electronics**
-  **Language**

Data Sources

1 Central Statistics Office. Census 2016 Summary Results - Part 1. https://www.cso.ie/en/media/csoie/releasespublications/documents/population/2017/Chapter_1_Population_change_and_historical_perspective.pdf

2 Central statistics Office. Irish Life Tables. <https://www.cso.ie/en/statistics/birthsdeathsandmarriages/irishlifetables/>

3 Central statistics Office. System of Health Accounts 2019. [https://www.cso.ie/en/releasesandpublications/ep/p-sha/systemofhealthaccounts2019/healthexpenditureinireland2019/#:~:text=Ireland's%20current%20expenditure%20on%20healthcare,since%202015%20\(Table%202.1\)](https://www.cso.ie/en/releasesandpublications/ep/p-sha/systemofhealthaccounts2019/healthexpenditureinireland2019/#:~:text=Ireland's%20current%20expenditure%20on%20healthcare,since%202015%20(Table%202.1))

4 HSE. Obesity. <https://www.hse.ie/eng/about/who/cspd/ncps/obesity/#:~:text=Ireland%20has%20one%20of%20the,living%20with%20overweight%20and%20obesity.>

5 Department of Health. Ipsos MRBI, 2015. <https://www.hse.ie/eng/about/who/cspd/ncps/obesity/a-healthy-weight-for-ireland-obesity-policy-and-action-plan.pdf>

6 Arthritis Ireland. <https://www.arthritisireland.ie/newly-diagnosed>

7 eumusc.net. Musculoskeletal Health in Europe Report v5.0. Table 6 Standardised prevalence rate RA per 100 population. <http://www.eumusc.net/myUploadData/files/Musculoskeletal%20Health%20in%20Europe%20Report%20v5.pdf>

8 Statista. Incidence of rheumatoid arthritis in selected European countries in 2019. <https://www.statista.com/statistics/1256413/rheumatoid-arthritis-incidence-in-europe-by-country/#:~:text=In%202019%2C%20the%20incidence%20of,the%20highest%20incidence%20in%20Europe.>

9 eumusc.net. Musculoskeletal Health in Europe Report v5.0. Figure 77 Estimated annual cost of RA per patient by type of care. <http://www.eumusc.net/myUploadData/files/Musculoskeletal%20Health%20in%20Europe%20Report%20v5.pdf>